


15% TILE COVERAGE


40% TILE COVERAGE



High reliability pulley applications often times require ceramic lagging for additional traction or increased wear resistance. PPI has enhanced our product portfolio by providing Elastotec ceramic lagging on our world class pulleys. By combining the expertise of PPI and Elastotec engineering teams, customers can rest assured knowing that two world-class providers have collaborated to deliver the most reliable pulley and lagging combination available.


FEATURES AND BENEFITS

- Proprietary hot vulcanized bonding process produces maximum adhesion
- 15% or 40% tile coverage options to handle wide variety of applications
- Smooth or dimpled surfaces available based on application needs
- MSHA approved rubber compound available for sensitive applications
- In-stock product allows for quick delivery on critical pulleys
- Global technical support for your most challenging applications



40% TILE COVERAGE SPECIFICATIONS

- 0.7" thick X 9.8" wide pads
 - Direct hot vulcanized bond
 - Max facewidth 192" & Max diameter 72" *
 - Min facewidth 8" & Min diameter 16"
 - Available with smooth or dimpled tiles
 - SBR or MSHA/FRAS compounds available
 - MAX PIW: 3,400 T1; 1,985 TE
 - Part numbers:
 - E4OD18SBR—dimpled tiles
 - E4OS18SBR—smooth tiles
 - E4OD18MSHA—dimpled MSHA compound
 - E4OS18MSHA—smooth tiles MSHA compound
- *Larger diameters may be available, consult your PPI representative



15% TILE COVERAGE SPECIFICATIONS

- 0.5" thick X 9.8" wide pads
- Direct hot vulcanized bond
- Max facewidth 192" & Max diameter 72" *
- Min facewidth 8" & Min diameter 12"
- Available only with dimpled tiles
- SBR compound
- MAX PIW: 475 T1; 275 TE
- Part Number: E15D13SBR

*Larger diameters may be available, consult your PPI representative

ELASTOTEC LAGGING SELECTION GUIDE

Shaft Diameter	Facewidth					
	<=32	<=38	<=44	<=51	<=66	>66
<= 2.5						40% recommended on engineered class
<= 3						
<= 3.5						
<= 4						
<= 4.5						
<= 5						
> 5						

Green is 40% required, white is 15% Consult engineering for T1 or T2 tensions exceeding 3,400 PIW for further application analysis

Minimum Diameter	
15%	12
40%	16