



PPI developed and patented the unique Smart Roll which monitors conveyor belt speed. Designed with a proximity sensor protected inside our rugged idler roll, it creates an electronic pulse stream that must be interpreted by either a PLC or our Smart Monitor. When those interpreting devices are incorporated into the conveyor system, they can control shutdowns and warning alert systems.

FEATURES AND BENEFITS

- Sensor protection
 - Mounted inside PPI CEMA D idler roll for protection from the environment by our LXT sealing system
- Overload protection
 - Protects the sensor from short circuits and wiring problems
- Multifunction
 - The same sensor works with AC/DC/NPN/PNP
- Available with 2, 4, or 6 pulses per revolution
- Maintenance free
- Other mounting options
 - Troughing wing roll
 - Return roll
 - Universal mount
- Smart Monitor[™]
 - All Smart Rolls requires Smart Monitor or PLC
 - Acts as a low speed indicator
 - Incorporate 0 into light, alarm, or cut off switch
 - 120 VAC standard
 - Options include: 120 VAC 4-20 mA, 9-36 VDC, or 220 VAC 4-20 mA
 - Required if your controller circuit does not have a PLC

MOUNTING

- Clean Side Return (CSR) is preferred
 - Versatile - belt width independent
 - Longer life due to no load
 - Flexible mounting

SMART MONITOR™

Actual speed limitations may exceed these limits, depending upon roll diameter and electronics.

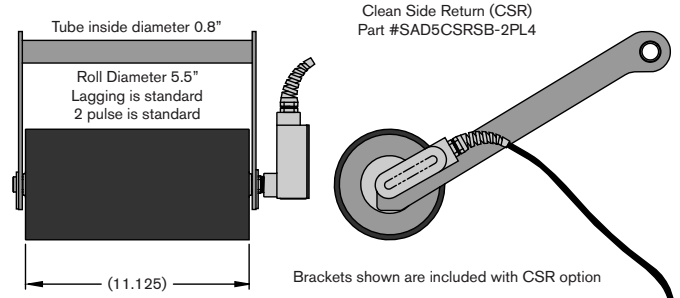
# Pulses	SPEED FEET PER MINUTE		Range	Applications
	MIN	MAX		
6	5	260	Low	Feeders/ Metering
2	10	780	Normal	Normal
1	20	1560	High	High Speed

For more details, refer to the Smart Roll™ and Smart Monitor™ operation and maintenance manuals located at www.ppi-global.com under RESOURCES. For wiring and integration into your system, a qualified electrician is recommended.

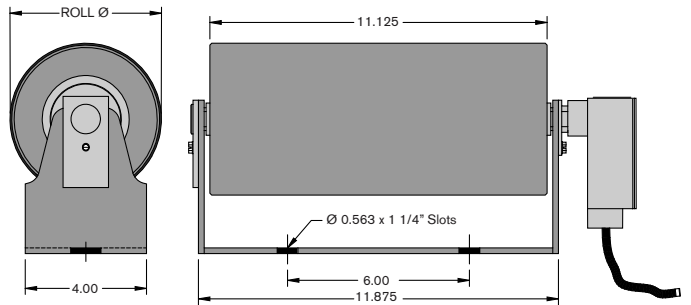


MOUNTING OPTIONS

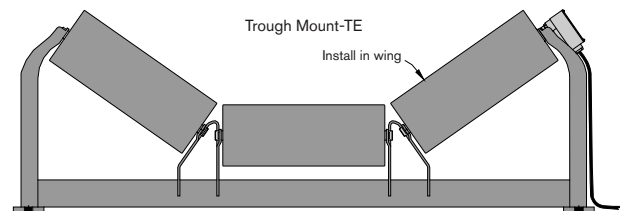
CLEAN SIDE RETURN



UNIVERSAL MOUNT



TROUGHING IDLER ROLL



RETURN IDLER ROLL

