

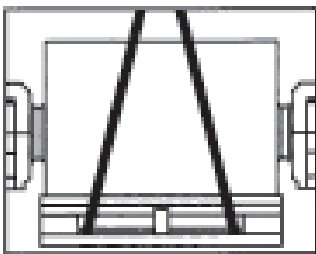


OPERATION & MAINTENANCE

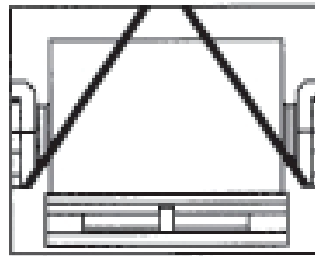

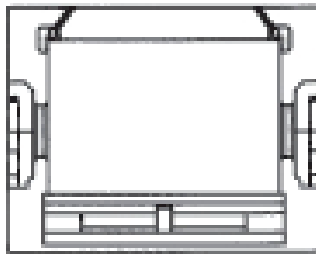
PULLEY ASSEMBLY LIFTING INSTRUCTIONS

1. Lifting of pulley assembly is typically accomplished by cradling with nylon type straps. Use of wire rope or chain is not recommended due to potential damage.
2. Rigging shall not contact bearing housings or seals due to potential bearing or shaft damage.
3. Assemblies on skids or cradles may be lifted with fork trucks. Fork truck tines shall extend completely through the skid or cradle and care should be taken to avoid lagging damage.
4. Dropping of assembly will void warranty.
5. Bolted or welded attachments are prohibited, unless approved by Precision Pulley & Idler.

STEEL CRADLE ONLY
Palette En Acier Seulement
Horquilla de Acero Solamente



STEEL OR WOODEN CRADLE
Palette En Bois Ou Acier
Horquilla de Acero o Madera



CORPORATE OFFICE • P.O. Box 287 • Pella, IA 50219
800.247.1228 • 641.628.3115 • 641.628.3658 FAX