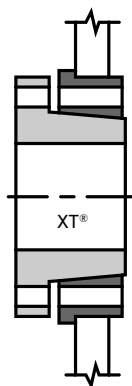


XT® Hub and bushings are a computer-designed hub and bushing specifically developed for conveyor pulley applications. This design utilizes a tapered bore bushing, providing all the holding power ever need for conveyor pulleys, while providing easier installation and removal than other bushing types.

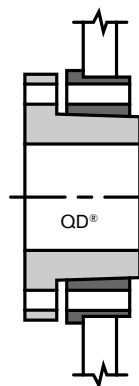
PPI offers the XT Hub and bushings with larger hub diameters and longer hubs for greater load capacity. We found that the XT Hub and bushings taper and heavy barrel are best suited to our design philosophy and recommends them for pulley hub use.

## FEATURES AND BENEFITS

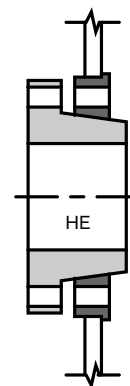
- Designed for conveyor pulley applications
- 2" per foot taper
- Self-Seating – no need to hammer bushing in
- Less axial movement – reduces end disc stress and seats quicker
- High clamping force eliminates need for key way on non-drives
- Bolts equally space for even draw-up
- More material in the barrel
- Full length hub engagement
- Flange deflection stores up capscrew torque for seating while running
- Easy removal
- Full size keys in max bores for size 50 and larger
- ISO Standard (full depth) metric key ways are available



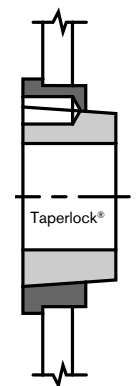
2" per foot taper  
self locking high  
clamping force  
easy removal



3/4" per foot taper  
self locking high  
clamping force  
available

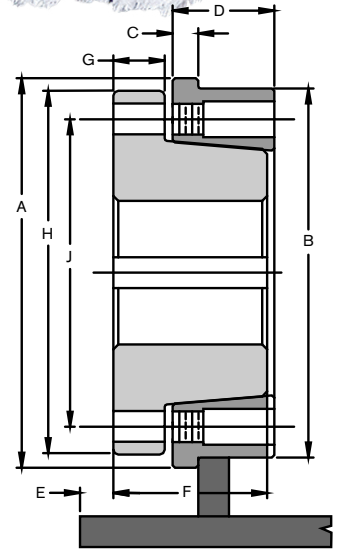


3" per foot taper  
narrow hub low  
safety factor  
prone to bolt  
breakage



1.678" per  
foot taper half  
threaded screws  
prone to walking

HUB	MAX BORE	HUB DIMENSION					BUSHING DIMENSION						
		Outside Diameter (A)	Minor Outside Diameter (B)	Flange Thickness (C)	Length (D)	Bushing Inset (E)	Length (F)	Flange Thickness (G)	Flange Diameter (H)	Bolt Circle (J)	# Bolts	Bolt diameter	Torque (in LB)
XT15	1.5	3 1/4	2 7/8	1/4	3/4	7/16	1 1/8	3/8	2 7/8	2 7/16	4	1/4	95
XT20	2	4 1/8	3 3/4	1/4	7/8	9/16	1 1/2	15/32	3 3/4	3 3/16	4	5/16	200
XT25	2.5	4 3/4	4 1/2	5/16	1 1/4	3/8	1 7/8	5/8	4 7/16	3 3/4	4	3/8	350
XT30	3	6	5 3/4	3/8	1 1/2	7/16	2 1/16	11/16	5 5/16	4 9/16	4	7/16	550
XT35	3.5	6 3/4	6 1/2	3/8	1 3/4	9/16	2 1/2	25/32	6 5/16	5 7/16	4	1/2	840
XT40	4	7 3/4	7 1/2	1/2	1 7/8	13/16	2 13/16	7/8	7 1/8	6 1/8	4	9/16	1,200
XT45	4.5	8 1/4	8	1/2	2 1/8	15/16	3 5/16	15/16	8	6 7/8	4	5/8	1,680
XT50	5	10 1/4	9 7/8	5/8	2 3/8	7/8	3 3/4	1	10 1/8	8 5/16	4	3/4	3,000
XT60	6	11 7/8	11 1/2	13/16	2 7/8	13/16	4 1/8	1 1/8	11 15/16	9 7/8	4	7/8	4,800
XT70	7	13 7/8	13 1/2	15/16	3 1/8	1	4 11/16	1 5/16	13 15/16	11 9/16	4	1	7,200
XT80	8	15 1/4	14 3/4	1	3 5/8	11/16	5 1/8	1 3/8	15 5/8	12 7/8	4	1 1/8	9,000
XT100	10	18	17 1/2	1 1/8	4 1/8	11/8	6 3/16	1 9/16	17 15/16	15 9/16	6	1 1/8	9,000
XT120	12	21	20 1/2	1 5/16	4 7/8	7/8	7 1/16	1 3/4	20 5/8	18 3/16	8	1 1/8	9,000



Hubs and bushings are to scale and shows the relative differences between hubs. This is a typical size and there may be some variations depending upon which size is reviewed.

HUB	BORE RANGE	KEY WAY		KEY STOCK
		SHAFT	BUSHING	
XT15	1/2-9/16	1/8 x 1/16	1/8 x 1/16	1/8 x 1/8
	5/8-7/8	3/16 x 3/32	3/16 x 3/32	3/16 x 3/16
	15/16 - 11/4	1/4 x 1/8	1/4 x 1/8	1/4 x 1/4
	15/16 - 13/8	5/16 x 5/32	5/16 x 5/32	5/16 x 5/16
	17/16 - 11/2	3/8 x 3/16	3/8 x 1/8	3/8 x 5/16
XT20	3/4-7/8	3/16 x 3/32	3/16 x 3/32	3/16 x 3/16
	15/16 - 11/4	1/4 x 1/8	1/4 x 1/8	1/4 x 1/4
	15/16 - 13/8	5/16 x 5/32	5/16 x 5/32	5/16 x 5/16
	17/16 - 13/4	3/8 x 3/16	3/8 x 3/16	3/8 x 3/8
	113/16 - 2	1/2 x 1/4	1/2 x 3/16	1/2 x 7/16
XT25	1 - 1 1/4	1/4 x 1/8	1/4 x 1/8	1/4 x 1/4
	15/16 - 13/8	5/16 x 5/32	5/16 x 5/32	5/16 x 5/16
	17/16 - 13/4	3/8 x 3/16	3/8 x 3/16	3/8 x 3/8
	113/16 - 2 1/4	1/2 x 1/4	1/2 x 1/4	1/2 x 1/2
	2 5/16 - 2 1/2	5/8 x 5/16	5/8 x 1/8	5/8 x 7/16
XT30	17/16 - 13/4	3/8 x 3/16	3/8 x 3/16	3/8 x 3/8
	113/16 - 2 1/4	1/2 x 1/4	1/2 x 1/4	1/2 x 1/2
	2 5/16 - 2 3/4	5/8 x 5/16	5/8 x 5/16	5/8 x 5/8
	2 13/16 - 3	3/4 x 3/8	3/4 x 3/16	3/4 x 9/16
XT35	1 15/16 - 2 1/4	1/2 x 1/4	1/2 x 1/4	1/2 x 1/2
	2 5/16 - 2 3/4	5/8 x 5/16	5/8 x 5/16	5/8 x 5/8
	2 13/16 - 3 1/4	3/4 x 3/8	3/4 x 3/8	3/4 x 3/4
	3 5/16 - 3 3/8	7/8 x 7/16	7/8 x 7/16	7/8 x 7/8
	3 7/16 - 3 1/2	7/8 x 7/16	7/8 x 5/16	7/8 x 3/4
XT40	2 7/16 - 2 3/4	5/8 x 5/16	5/8 x 5/16	5/8 x 5/8
	2 13/16 - 3 1/4	3/4 x 3/8	3/4 x 3/8	3/4 x 3/4
	3 5/16 - 3 3/4	7/8 x 7/16	7/8 x 7/16	7/8 x 7/8
	3 13/16	1 x 1/2	1 x 1/2	1 x 1
	3 7/8 - 4	1 x 1/2	1 x 3/8	1 x 7/8

HUB	BORE RANGE	KEY WAY		KEY STOCK
		SHAFT	BUSHING	
XT45	2 7/16 - 2 3/4	5/8 x 5/16	5/8 x 5/16	5/8 x 5/8
	2 13/16 - 3 1/4	3/4 x 3/8	3/4 x 3/8	3/4 x 3/4
	3 5/16 - 3 3/4	7/8 x 7/16	7/8 x 7/16	7/8 x 7/8
	3 13/16 - 4 5/16	1 x 1/2	1 x 1/2	1 x 1
	4 3/8 - 4 1/2	1 x 1/2	1 x 3/8	1 x 7/8
XT50	2 15/16 - 3 1/4	3/4 x 3/8	3/4 x 3/8	3/4 x 3/4
	3 5/16 - 3 3/4	7/8 x 7/16	7/8 x 7/16	7/8 x 7/8
	3 13/16 - 4 1/2	1 x 1/2	1 x 1/2	1 x 1
	4 9/16 - 5	1 1/4 x 5/8	1 1/4 x 5/8	1 1/4 x 1 1/4
XT60	3 7/16 - 3 3/4	7/8 x 7/16	7/8 x 7/16	7/8 x 7/8
	3 13/16 - 4 1/2	1 x 1/2	1 x 1/2	1 x 1
	4 9/16 - 5 1/2	1 1/4 x 5/8	1 1/4 x 5/8	1 1/4 x 1 1/4
XT70	5 9/16 - 6	1 1/2 x 3/4	1 1/2 x 3/4	1 1/2 x 1 1/2
	4 15/16 - 5 1/2	1 1/4 x 5/8	1 1/4 x 5/8	1 1/4 x 1 1/4
	5 9/16 - 6 1/2	1 1/2 x 3/4	1 1/2 x 3/4	1 1/2 x 1 1/2
XT80	6 9/16 - 7	1 3/4 x 3/4	1 3/4 x 3/4	1 3/4 x 1 1/2
	4 15/16 - 5 1/2	1 1/4 x 5/8	1 1/4 x 5/8	1 1/4 x 1 1/4
	5 9/16 - 6 1/2	1 1/2 x 3/4	1 1/2 x 3/4	1 1/2 x 1 1/2
XT100	6 9/16 - 7 1/2	1 3/4 x 3/4	1 3/4 x 3/4	1 3/4 x 1 1/2
	7 9/16 - 8	2 x 3/4	2 x 3/4	2 x 1 1/2
	6 9/16 - 7 1/2	1 3/4 x 3/4	1 3/4 x 3/4	1 3/4 x 1 1/2
XT120	7 9/16 - 9	2 x 3/4	2 x 3/4	2 x 1 1/2
	8 7/16 - 9	2 x 3/4	2 x 3/4	2 x 1 1/2
	9 1/16 - 10	2 1/2 x 7/8	2 1/2 x 7/8	2 1/2 x 1 3/4
XT120	8 7/16 - 9	2 x 3/4	2 x 3/4	2 x 1 1/2
	9 1/16 - 11	2 1/2 x 7/8	2 1/2 x 7/8	2 1/2 x 1 3/4
XT120	11 1/16 - 12	3 x 1	3 x 1	3 x 2

Unshaded key sizes are FULL Depth Keys

Keys are provided for shaded cells only, (non-standard key sizes)

Subject to change without notice

METRIC DIMENSIONS (MM)					DIMENSIONS CONVERTED TO ENGLISH UNITS (IN)					
HUB	BORE	SHAFT	BUSHING	KEY STOCK	LENGTH	HUB	BORE	KEY WIDTH	KEY HEIGHT	LENGTH
XT15	20	6 x 3.5	6 x 2.8	6 x 6	28	XT15	0.787	0.236	0.236	1 1/8
	25 - 30	8 x 4	8 x 3.3	8 x 7			0.984 - 1.181	0.315	0.276	
	35	10 x 5	10 x 3.3	10 x 8			1.378	0.394	0.315	
XT20	20	6 x 3.5	6 x 2.8	6 x 6	35	XT20	0.787	0.236	0.236	1 3/8
	25 - 30	8 x 4	8 x 3.3	8 x 7			0.984 - 1.181	0.315	0.276	
	35	10 x 5	10 x 3.3	10 x 8			1.378	0.394	0.315	
	40	12 x 5	12 x 3.3	12 x 8			1.575	0.472	0.315	
	45 - 50	14 x 5.5	14 x 3.8	14 x 9			1.772 - 1.969	0.551	0.354	
XT25	25 - 30	8 x 4	8 x 3.3	8 x 7	48	XT25	0.984 - 1.181	0.315	0.276	1 7/8
	35	10 x 5	10 x 3.3	10 x 8			1.378	0.394	0.315	
	40	12 x 5	12 x 3.3	12 x 8			1.575	0.472	0.315	
	45 - 50	14 x 5.5	14 x 3.8	14 x 9			1.772 - 1.969	0.551	0.354	
	55	16 x 6	16 x 4.3	16 x 10			2.165	0.630	0.394	
	60 - 65	18 x 7	18 x 4.4	18 x 11			2.362 - 2.559	0.709	0.433	
XT30	50	14 x 5.5	14 x 3.8	14 x 9	53	XT30	1.969	0.551	0.354	2 1/16
	55	16 x 6	16 x 4.3	16 x 10			2.165	0.630	0.394	
	60-65	18 x 7	18 x 4.4	18 x 11			2.362 - 2.559	0.709	0.433	
	70 - 75	20 x 7.5	20 x 4.9	20 x 12			2.756 - 2.953	0.787	0.472	
XT35	50	14 x 5.5	14 x 3.8	14 x 9	64	XT35	1.969	0.551	0.354	2 1/2
	55	16 x 6	16 x 4.3	16 x 10			2.165	0.630	0.394	
	60 - 65	18 x 7	18 x 4.4	18 x 11			2.362 - 2.559	0.709	0.433	
	70 - 75	20 x 7.5	20 x 4.9	20 x 12			2.756 - 2.953	0.787	0.472	
	80 - 85	22 x 9	22 x 5.4	22 x 14			3.150 - 3.346	0.866	0.551	
	90	25 x 9	25 x 5.4	25 x 14			3.543	0.984	0.551	
XT40	60 - 65	18 x 7	18 x 4.4	18 x 11	72	XT40	2.362 - 2.559	0.709	0.433	2 13/16
	70 - 75	20 x 7.5	20 x 4.9	20 x 12			2.756 - 2.953	0.787	0.472	
	80 - 85	22 x 9	22 x 5.4	22 x 14			3.150 - 3.346	0.866	0.551	
	90 - 95	25 x 9	25 x 5.4	25 x 14			3.543 - 3.740	0.984	0.551	
	100	28 x 10	28 x 6.4	28 x 16			3.937	1.102	0.630	
XT45	90 - 95	25 x 9	25 x 5.4	25 x 14	84	XT45	3.543 - 3.740	0.984	0.551	3 5/16
	100 - 110	28 x 10	28 x 6.4	28 x 16			3.937 - 4.331	1.102	0.630	
XT50	100 - 110	28 x 10	28 x 6.4	28 x 16	95	XT50	3.937 - 4.331	1.102	0.630	3 3/4
	115 - 125	32 x 11	32 x 7.4	32 x 18			4.528 - 4.921	1.260	0.709	
XT60	126	32 x 11	32 x 7.4	32 x 18	105	XT60	4.921 - 5.118	1.260	0.709	4 1/8
	135 - 150	36 x 12	36 x 8.4	36 x 20			5.315 - 5.906	1.417	0.787	
XT70	160 - 170	40 x 13	40 x 9.4	40 x 22	120	XT70	6.299 - 6.693	1.575	0.866	4 11/16
XT80	180 - 200	45 x 15	45 x 10.4	45 x 25	130	XT80	7.087 - 7.874	1.772	0.984	5 1/8
XT100	220 - 230	50 x 17	50 x 11.4	50 x 28	158	XT100	8.661 - 9.055	1.969	1.102	6 3/16
	240	56 x 20	56 x 12.4	56 x 32			9.449	2.205	1.260	

Metric Keys Standards are for rectangular keys. All keys are standard full depth keys. Keys for Metric Bores are not supplied with the bushing.